

// AIRBENCH DB



COMPACT DROP-IN BENCH



// FEATURES

- A compact drop-in bench to be mounted in an existing work surface.
- 6 standard sizes.
- Wide range of filtration options.

// CONSTRUCTION

- 2mm steel, fully welded
- Powder coated

// APPLICATIONS

Designed for dust and fume extraction applications; complete with integral filter system.

Typically for manual processes but can be integrated with other systems.



DOWN
DRAUGHT



DUST
EXTRACTION



FUME
EXTRACTION

FEATURES




// THE COMPACT SOLUTION FOR YOUR SPACE

The DB range is an ideal space saving design when using a freestanding AirBench model is not convenient. AirBench DB can be easily fitted to an existing worktop allowing integration with your own environment.

// FILTER OPTIONS

A wide range of standard filter options allows us to specify the most appropriate configuration for every application.

We also offer a selection of alternative models for seated applications, or for welding and grinding type processes - see other publications for details.



// EASY FILTER ACCESS

Simple access to filters via perforated top allows for easy maintenance and fast filter changes.



// CONTROLS

Ranging from a simple on/off switch on a single unit, to timed run or centrally controlled, daisy chained systems for multiple installations.

Speed control is available as a simple option. Every unit is fitted with filter condition monitoring via a pressure loss gauge.

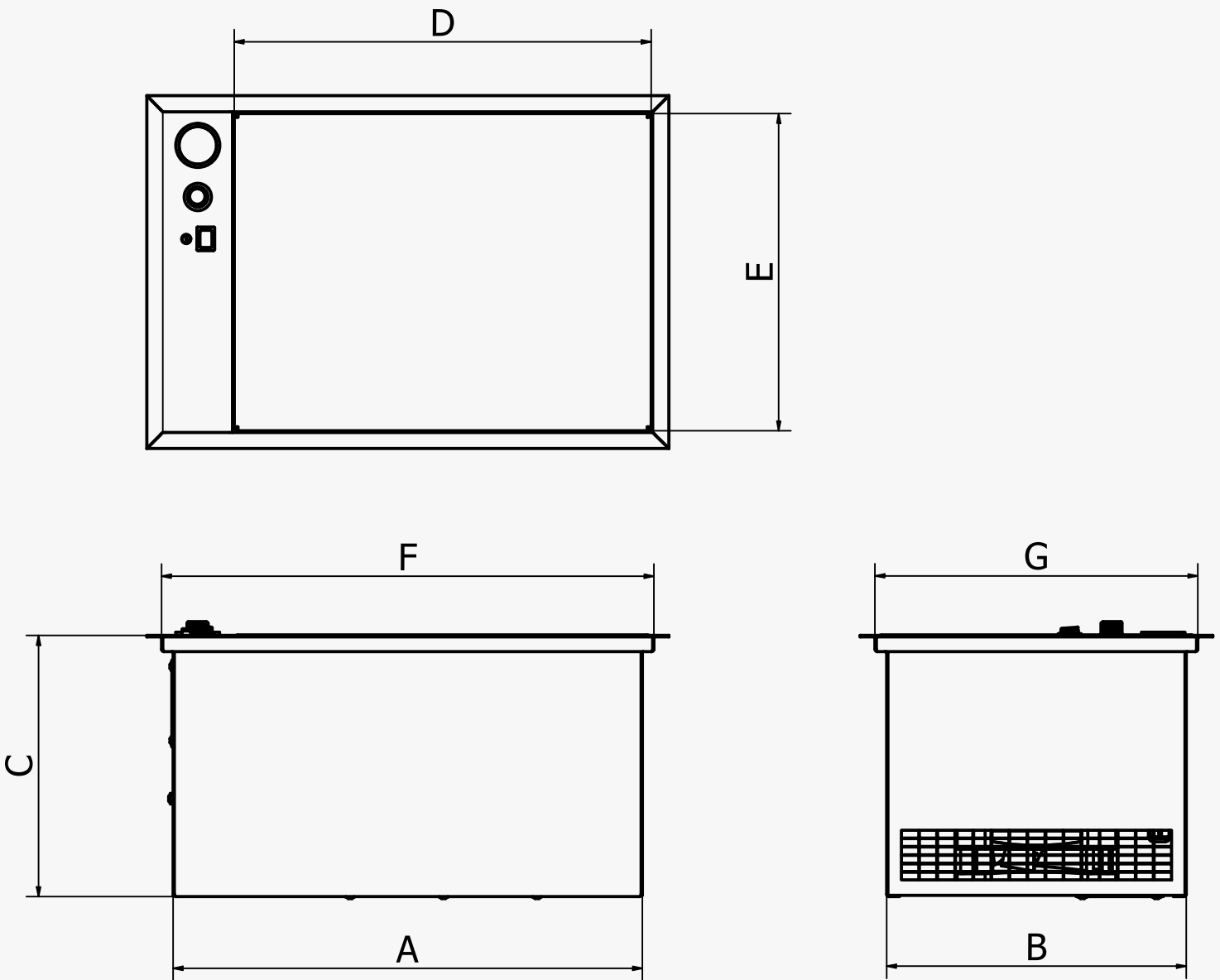


// VENTILATED TOP

The DB range features a ventilated area of most of the top surface; meaning you can work anywhere on the bench and still have effective extraction.



DIMENSIONS

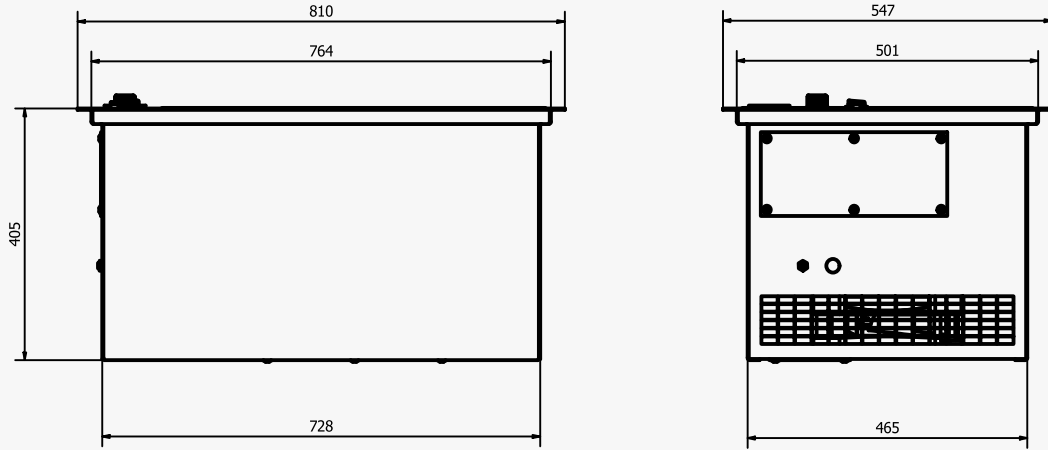


// TECHNICAL DATA

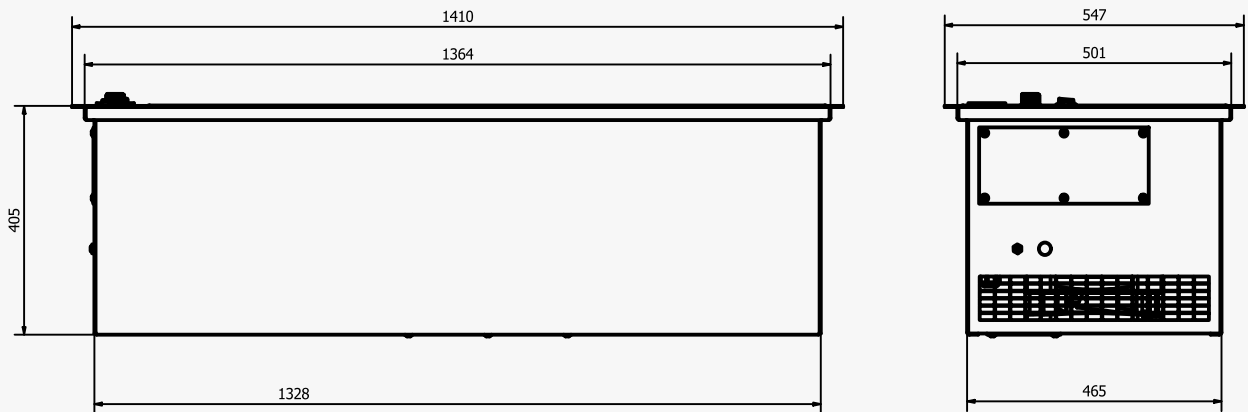
MODEL	OVERALL			VENTILATED AREA		WORKTOP APERTURE		POWER kw	VOLUME NOM m3/h @100Pa
	WIDTH A	DEPTH B	HEIGHT C	WIDTH D	DEPTH E	WIDTH F	DEPTH G		
DB0645	728	465	405	647	492	768	505	0.17	1398
DB1245	1328	465	405	1247	492	1368	505	0.34	2686
DB1845	1928	465	405	1847	492	1968	505	0.51	3974
DB0660	728	615	405	647	642	768	655	0.34	1820
DB1260	1328	615	505	1247	642	1368	655	0.72	3497
DB1860	1928	615	505	1847	642	1968	655	1.08	5174

DIMENSIONS

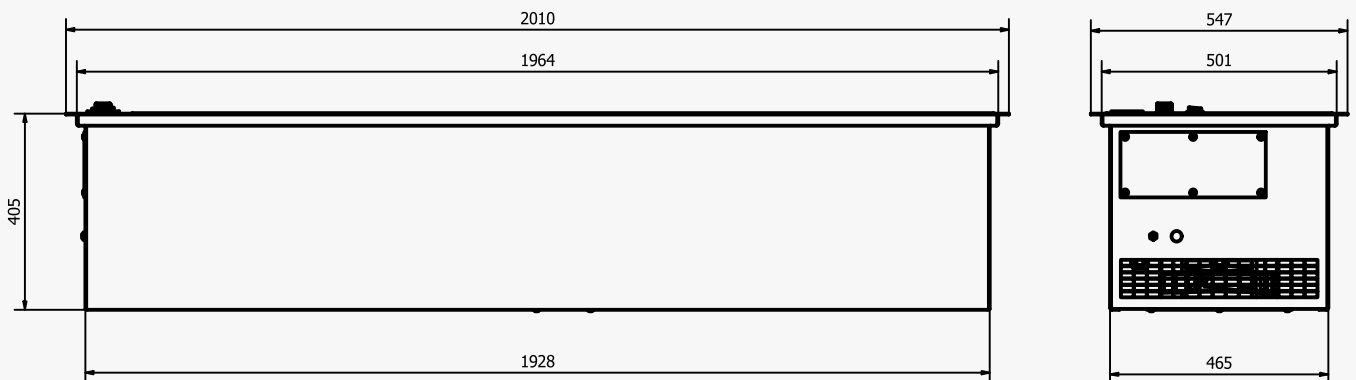
// DB0645



// DB1245

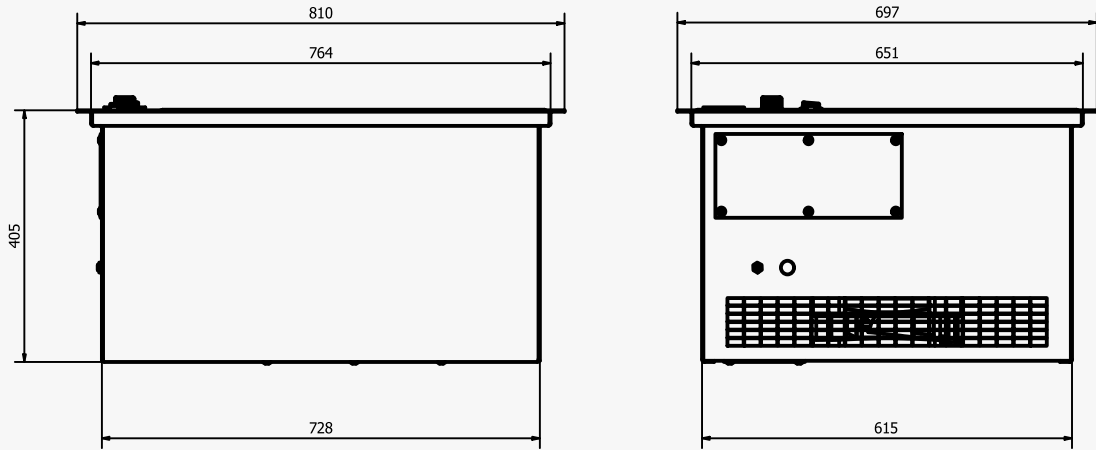


// DB1845

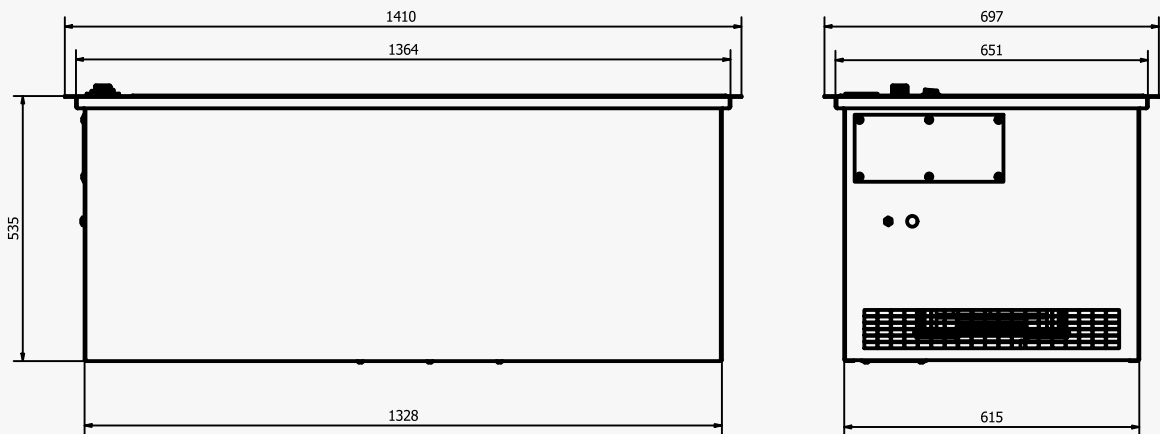


DIMENSIONS


// DB0660



// DB1260



// DB1860



SPECIFICATIONS

// FILTER OPTIONS

FILTER CLASSIFICATION	FILTERS		FILTER CLASSIFICATION	FILTERS	
	PRE	FINAL		PRE	FINAL
A Non Sparking Dusts	-	G4	E Low Volume Fume	G4	Carbon
F Fine Dusts	G4	F7			
B Very Fine Dusts	G4	F9	C Dust & Light Sparks	Spark	M6
L HEPA Filtered	G4	H13			

// GENERAL

POWER SUPPLY	240v/1ph	MOTOR	Backward Curved Centrifugal Fan
NOISE LEVEL	<65dBA at 1m	FINISH (STD)	Textured dark grey powder coat

// OPTIONS

Speed control	Special filter configurations
---------------	-------------------------------

// SEE ALSO

Carbon Filter Effectiveness

Accessories